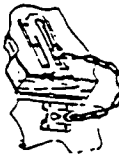


occupants by keeping the main outer door locked. Do not automatically signal entry unless the person is known to you.

14. Do not advertise your habits, wealth or impending events such as vacations, weddings or funerals, in beauty shops, taverns, restaurants or other public places.

15. Slide bolts are, in addition to dead-bolt locks, an inexpensive additional security item for an outside door.



16. Use a safety deposit box for your valuables. If this is not convenient, at least conceal valuable jewelry, money, or other expensive items in uncommon locations.

While on vacation...

WHILE ON VACATION you should take the following precautions in addition to others outlined in this brochure. These precautions are aimed at convincing thieves that your home is occupied while you are away.

1. Automatic timer for lights and radio.
2. Have a friendly neighbor pick up your mail and newspaper daily.
3. Lower the tone of your telephone ring to the lowest possible level.
4. Have a neighbor use your garbage cans occasionally.
5. Leave your drapes and shades open and have a neighbor change their position periodically.
6. A car in a driveway gives the appearance of occupancy. A neighbor may be prevailed upon to park his car in your driveway.

Crime of opportunity...

BASIC SECURITY precautions can significantly reduce burglary crimes.

Burglary is a crime of opportunity. A door that is easy to open, a dark house, an open window, are all opportunities for burglars. The more difficult it is to enter a home or apartment, the less attractive it is to a burglar.

By being security conscious and taking some simple steps to secure your home, you can significantly reduce the risk of becoming a burglary victim.



A MESSAGE FROM THE SUPERINTENDENT

Day and night, there's an officer patrolling the beat of several square blocks near your home. The officer is on continuous lookout for crimes and suspicious activities that may occur. And the officer is ready, at a moment's notice, to give aid to a citizen in distress.

The officer on patrol needs your help in the prevention of crime in your neighborhood. This brochure tells how you can help protect your home where the officer may not learn about a crime or suspicious activity until the officer has been called to give aid.

Should a crime be committed in your home, we hope you will promptly call Police Emergency Number 9-1-1 (for TDD, hearing impaired also call 9-1-1). We also want you to know that we're glad to send help before trouble occurs. Please call even though you may not be sure whether it's serious, or when you see something suspicious. If you are afraid of being hurt, you may call 9-1-1 without giving your name.

Should you have a police situation that is not an emergency, visit or call your district station by calling 3-1-1; hearing impaired call TDD (312) 744-6885 during normal business hours.


Superintendent
Chicago Police Department



BEWARE

OF THE

BURGLAR!



HOW TO SAFEGUARD

YOUR HOUSE OR APARTMENT

CITY OF CHICAGO




CHICAGO POLICE DEPARTMENT

How to prevent burglaries...

WHAT CAN YOU, as an apartment renter or homeowner, do to prevent burglars from being successful in their attacks on your property? You are the most important person in deterring crime. The burglar is lazy and wants to make it easy on himself. The burglar seeks out homes and apartments that appear to offer the least resistance. Don't let your home be one of them.

Home or apartment protection...



DOORS: Always consider the strength of the door. Some doors are hollow and do not afford a substantial base for attaching a lock. The door should be of solid construction and properly installed. The door should not contain weak panels or glass which can be easily broken.

FRAMEWORK: The framework to which the door is secured should also be of solid construction. It should be properly fitted to allow minimum space between the door and frame.


LIGHTING: A proven deterrent to burglar attacks at night is lighting. Strategically placed lights in hallways, basement areas, passageways, and garage areas can be useful. Burglars seek unlighted areas to effect their entry.

WINDOWS: Check all windows, transoms and dumb waiters that may be entered by a burglar. This includes basement windows and rear windows. Locks are available for all types of windows and if cost is a factor, nails or measured lengths of wood can be used to prevent easy opening of windows.

METAL BARS: Citizens installing metal bars, grates and screens to secure their residences are often trapped by these devices during fires. Any application of protective devices should keep burglars out, not trap residents inside. Devices should be eas-

ily detached or unlocked by a readily available key from the inside.

VIEWER: Install a glass magnifier in the door, if you wish to see who is outside a door without opening it. Peepholes are required by law for apartment dwellers.



Best locks to use...

LOCKS: Exterior locks that are NOT GOOD are the typical locks in door knobs or beveled spring locks that lock automatically upon closing the door.

1. Use a dead-bolt pin tumbler with a bolt requiring a key to engage or move the bolt. Or use a pin tumbler lock that moves vertically with a key to engage the bolt. Use screws of two or more inches in length to attach the lock to the door and door frame.

2. For safety purposes, and to comply with the law, if an apartment renter, you should have a turnpiece for the inside of your door rather than a double-cylinder lock. The key only should be used for the outside of your door.

Inexpensive prevention...

WHAT OTHER THINGS, involving little or no expense, can you do to prevent burglaries?

1. Cooperate with police.
2. Lock all doors and windows. Many entries are made possible because of unlocked doors or windows.
3. Stop all deliveries when going out of town.
4. Play your radio or television when away from

home.

5. Maintain some liaison with your neighbors and seek their assistance when extended absences are contemplated.

6. Keep an inventory of all items of value and record their serial numbers. Inscribe your driver's license number on property with an engraving tool to make identification easy and prompt, if your property is recovered by the police. An engraving tool is available through your local Neighborhood Relations Unit. Photograph valuable items lacking serial numbers.

7. Be aware of suspicious persons in your neighborhood, hallway, or around your home. Write down the physical and clothing description of these persons. Do not rely on memory. If possible, photograph the person from the safety of your home. Calling police is important. We cannot completely do the job without the help of all citizens.

8. Maintain key control. Other persons having access to your home keys can easily duplicate them. Don't keep your house keys and car keys together, especially if you use a public garage and attendants have access to these keys. Don't identify your keys with identification tags—if found, it is a possible invitation to a burglar.

9. Change locks or cylinders when moving into a previously occupied dwelling. Other persons may have keys for your doors.

10. Don't allow strangers into your home unless absolutely positive about their identification. Persons on legitimate business will be glad to show their identification card.

11. Sliding doors or patio doors should be locked and lengths of metal or wood placed in both the top and bottom of the inside track to prevent sliding or lifting of the door open.

12. Single women should avoid using Miss, Mrs., Ms., or their first name on their mailboxes. Use last name and first initial.

13. In apartment buildings, cooperate with other

